

# Specification



## ZE10000V-5200

ZERES 5 Series: Electric with Integrated Hydraulics



Clamping Unit		ZE10000 V
Clamping Force	kN	10000
	US Tons	1124
Mold Opening Stroke	mm	1200
	in.	47.24
Minimum Mold Height	mm	450
	in.	17.72
Maximum Mold Height	mm	1100
	in.	43.31
Maximum Daylight	mm	2300
	in.	90.55
Distance Between Tie-Bars (HXV)	mm	1160x1160
	in.	45.67x45.67
Platen Dimensions (HXV)	mm	1590x1590
	in.	62.6x62.6
Minimum Mold Size	mm	770x770
	in.	30.31x30.31
Ejector Stroke	mm	200
	in.	7.87
Ejector Force	kN	230
	US Tons	26

# Specification



## ZE10000V-5200

ZERES 5 Series: Electric with Integrated Hydraulics

Injection Unit		5200		
Screw & Barrel Designation		A	B	C
Screw Diameter	mm	80	90	100
	in.	3.15	3.54	3.94
Screw L/D Ratio	L/D	24.8	22	19.8
Injection Volume (Theoretical)	cm <sup>3</sup>	2261	2862	3534
	cu.in.	137.97	174.65	215.66
Injection Weight (PS)	g	2058	2605	3216
	oz.	72.59	91.89	113.44
Injection Pressure	MPa	227	180	145
	psi	32924	26107	21030
Holding Pressure	MPa	204	162	131
	psi	29588	23496	19000
Screw Speed	rpm	190	190	190
Plasticizing Rate (GPPS)	g/s	85	107	131
	oz./s	3.00	3.77	4.62
Nozzle Contact Force	kN	85	85	85
	US Tons	10	10	10
Injection Unit		5200		
Injection Speed	mm/s	160		
	in./s	6.3		
Injection Rate (PS)	g/s	702	889	1097
	oz./s	24.76	31.36	38.70

# Specification



## ZE10000V-5200

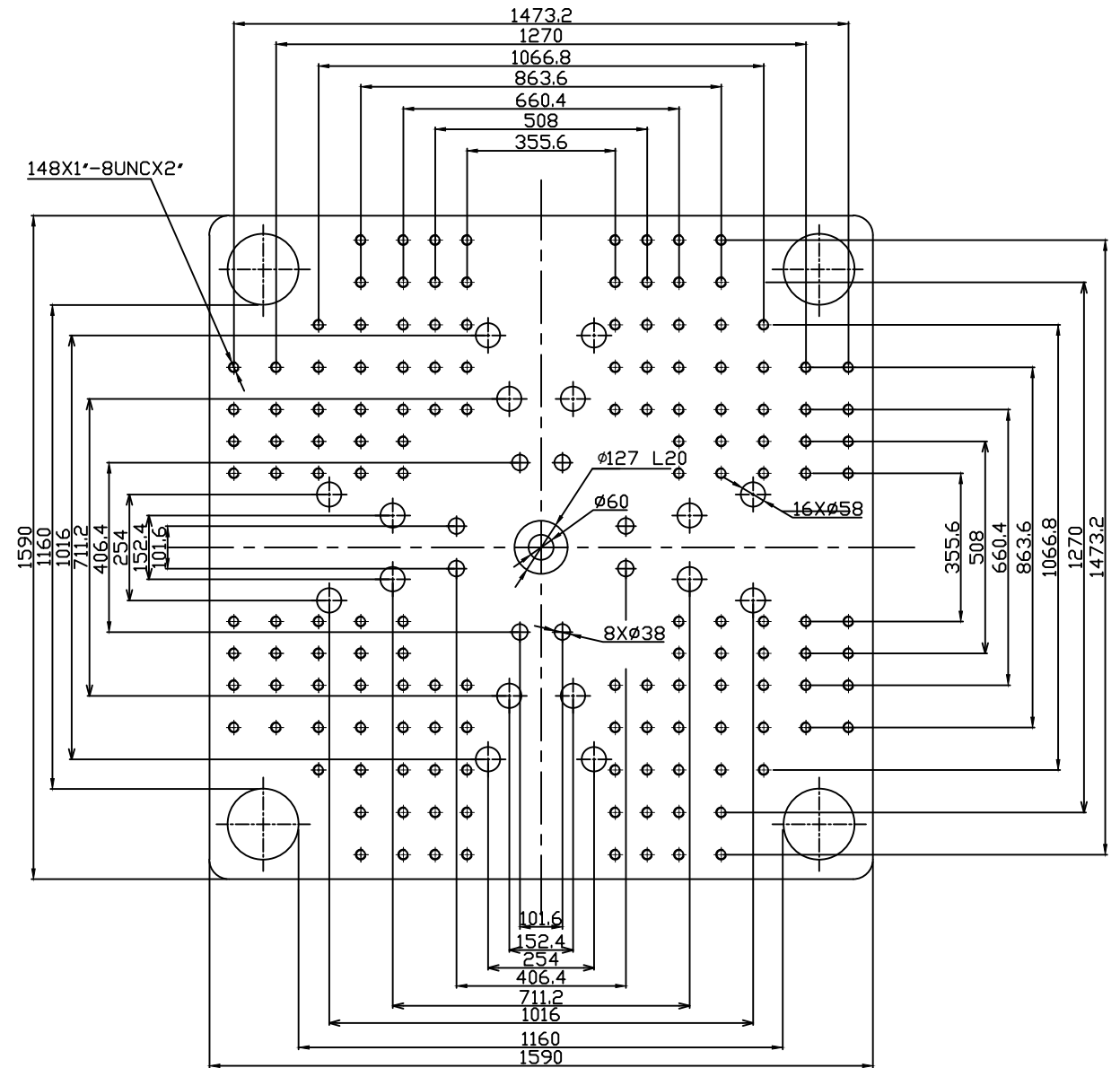
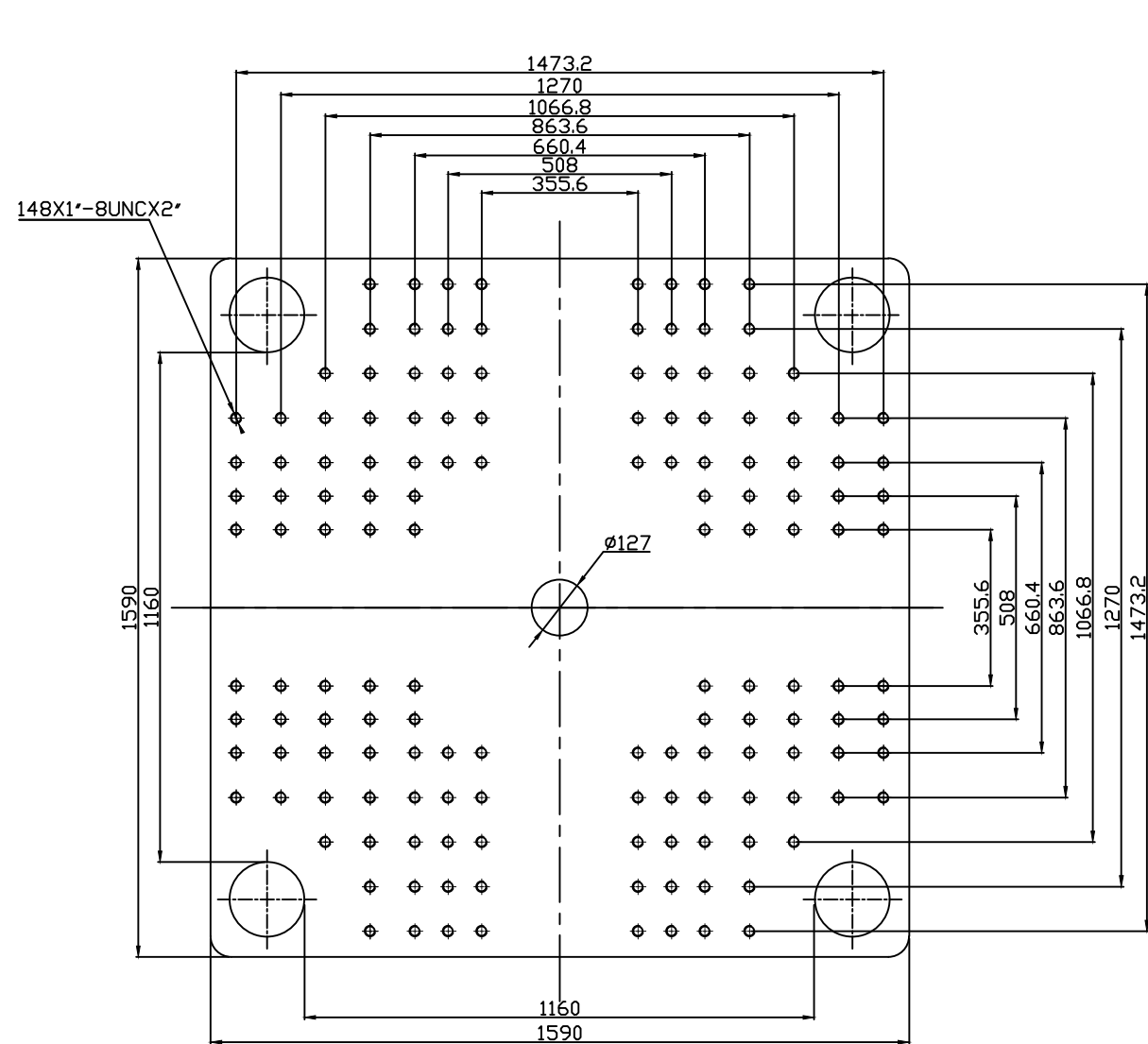
ZERES 5 Series: Electric with Integrated Hydraulics

Other		
Connection Power	kW/A	98/164
Heating Power	kW	54.3
Machine Dimension	m	11.17x2.49x2.67
	in.	440x98x105
Machine Weight	t	56.1
	lbs.	123679
Hopper Capacity	l	100
	gal	26
Oil Pressure	MPa	21
	psi	3046
Oil Flow	l/min	248
	gal/min	66
Oil Tank	l	411
	gal	109

**\*NOTE:**

1. Machine dimensions and weights are based on the international standard configuration and are for reference only. Any options or country specific requirements will affect this. Contact Absolute Haitian service department for machine specific information.
2. Power requirements are based on the international standard configuration and are for reference only. Any options or country specific requirements will affect this. Contact Absolute Haitian service department for machine specific information.





Absolute Haitian Corporation  
33 Southgate St. Worcester, MA  
T:+1 508-792-4305  
www.absolutehaitian.com

Title: ZE V 10000 Fixed & Moving Platens Drawing

Machine Model: ZE V 10000  
Machine Serial Number:  
Machine Tonnage:

Sheet: 1 of 1

Drawn By: Harry

Date: 5/30/2024

Chkd By: LEON XIE

Date: 5/30/2024

Revision Date: Drawing #:

Rev #: 1

Rev #: 2

Rev #: 3

Rev #: 4

Rev #: 5

NOT TO SCALE

Size: 11 X 17 "B"

Units: mm / [in]

Material:

Part:

Part:

Part:

Part:

PLEASE READ:

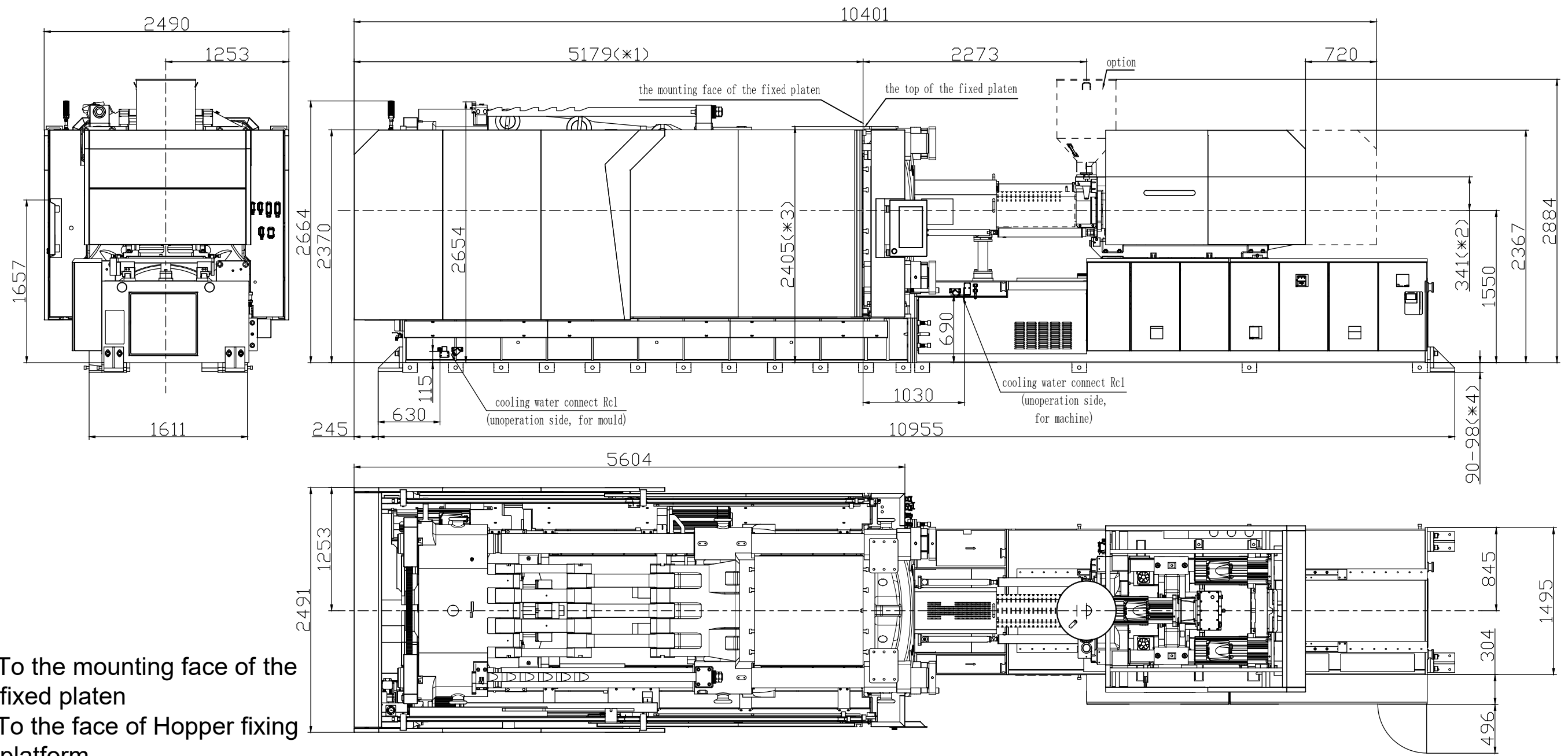
The designs on this drawing were validated using machine manufacturer's drawings and/or information supplied by Absolute or the customer. It is the responsibility of the customer to review and confirm that all dimensions are consistent with the application intended and in accordance with the facility requirements for space, part clearance, overhead clearance, or any other interference. By signing this document, the customer accepts full responsibility for this design and application.

Customer:

Customer Approval:

Authorized Signature

Notes:



- \*1 To the mounting face of the fixed platen
- \*2 To the face of Hopper fixing platform
- \*3 To the top of the fixed platen
- \*4 Vibration dumping support



Absolute Haitian Corporation  
33 Southgate St. Worcester, MA  
T: +1 508-792-4305  
www.absolutehaitian.com

Title: ZE V 10000-5200 Layout Drawing

Machine Model: ZE V 10000-5200

Machine Serial Number:

Machine Tonnage:

Sheet: 1 of 1

Drawn By: Harry

Date: 3/22/2024

Chkd By: LEON XIE

Date: 3/22/2024

NOT TO SCALE

Size: 11 X 17 "B"

Units: mm / [in]

Material:

Part:

Part:

Part:

Part:

Part:

PLEASE READ:

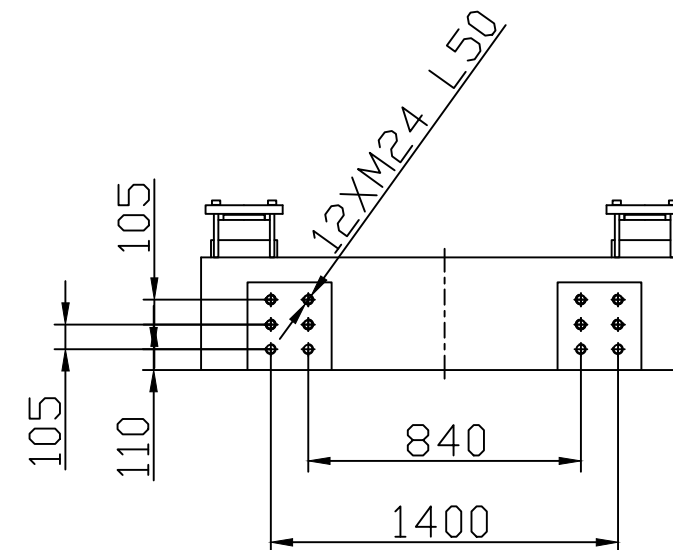
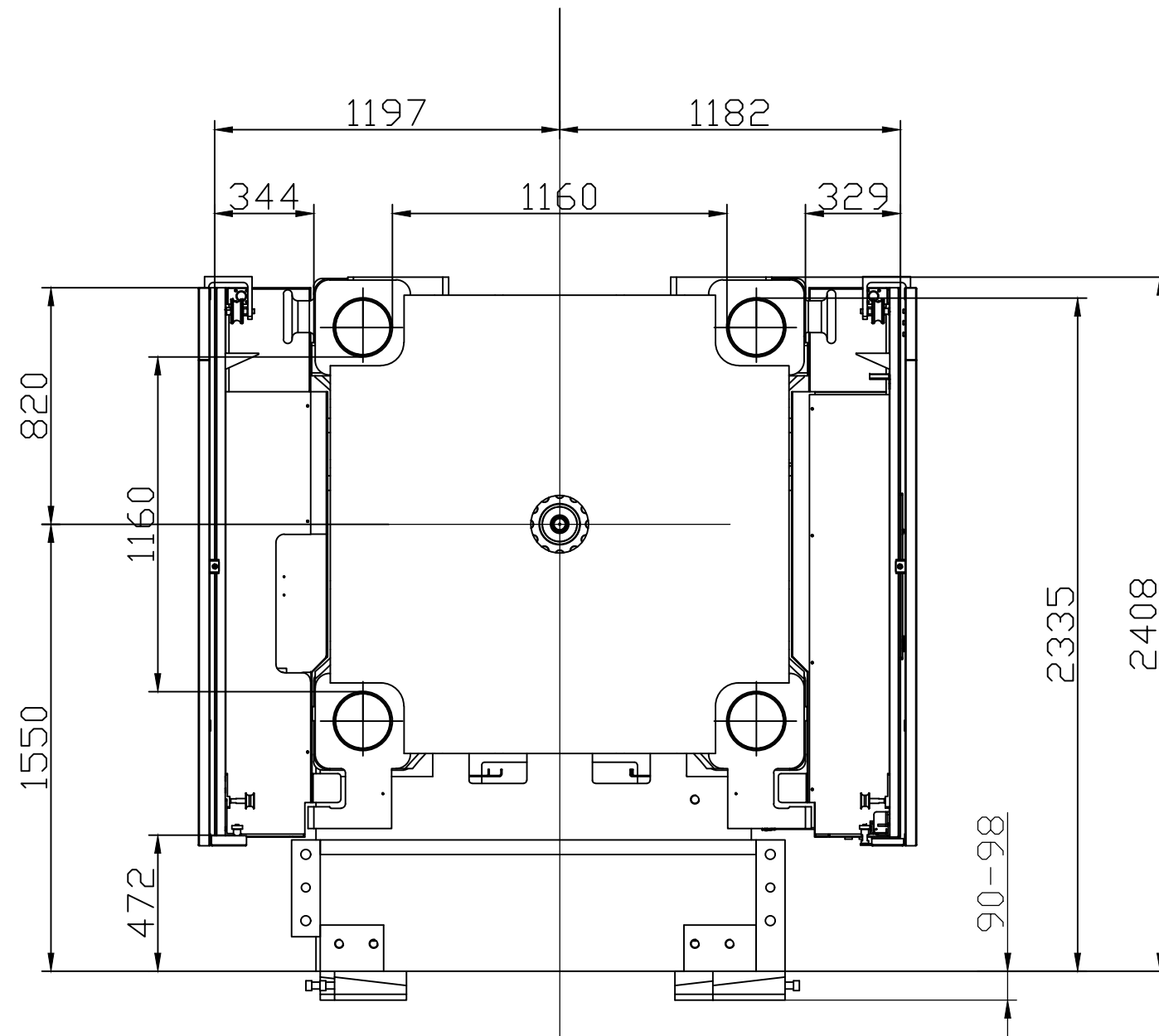
The designs on this drawing were validated using machine manufacturer's drawings and/or information supplied by Absolute or the customer. It is the responsibility of the customer to review and confirm that all dimensions are consistent with the application intended and in accordance with the facility requirements for space, part clearance, overhead clearance, or any other interference. By signing this document, the customer accepts full responsibility for this design and application.

Customer:

Customer Approval:

Authorized Signature

Notes:



Absolute Haitian Corporation  
33 Southgate St. Worcester, MA  
T: +1 508-792-4305  
www.absolutehaitian.com

Title: ZE V 10000 Robot Mounting Drawing				
Machine Model: ZE V 10000			Sheet: 1 of 1	
Machine Serial Number:			Drawn By: Harry	Date: 4/9/2024
Machine Tonnage:			Chkd By: LEON XIE	Date: 4/9/2024
Revision	Date:	Drawing #: Robot Mounting	NOT TO SCALE	Size: 11 X 17 "B"
Rev #: 1				Units: mm / [in]
Rev #: 2				Material:
Rev #: 3				Part:
Rev #: 4				Part:
Rev #: 5				Part:

#### PLEASE READ:

The designs on this drawing were validated using machine manufacturer's drawings and/or information supplied by Absolute or the customer. It is the responsibility of the customer to review and confirm that all dimensions are consistent with the application intended and in accordance with the facility requirements for space, part clearance, overhead clearance, or any other interference. By signing this document, the customer accepts full responsibility for this design and application.

Customer:

Customer Approval:

Authorized Signature

Notes: